


**Project : BHUSHAN (NEW )**

**Series PII161SSSVFB-3 24VDC  
16 Channel Input Relay Board**



These Relay modules provide a compact, reliable & cost effective means of providing an isolation and safety barrier between the field equipment and the PLC

The input for the relay coil comes from the field switch with the field supply from the board for each relay.

The Input relay interface module has fuses for each channel, fuses for field supply and logic supply. LED Indication is provided for both field supply and logic supply.

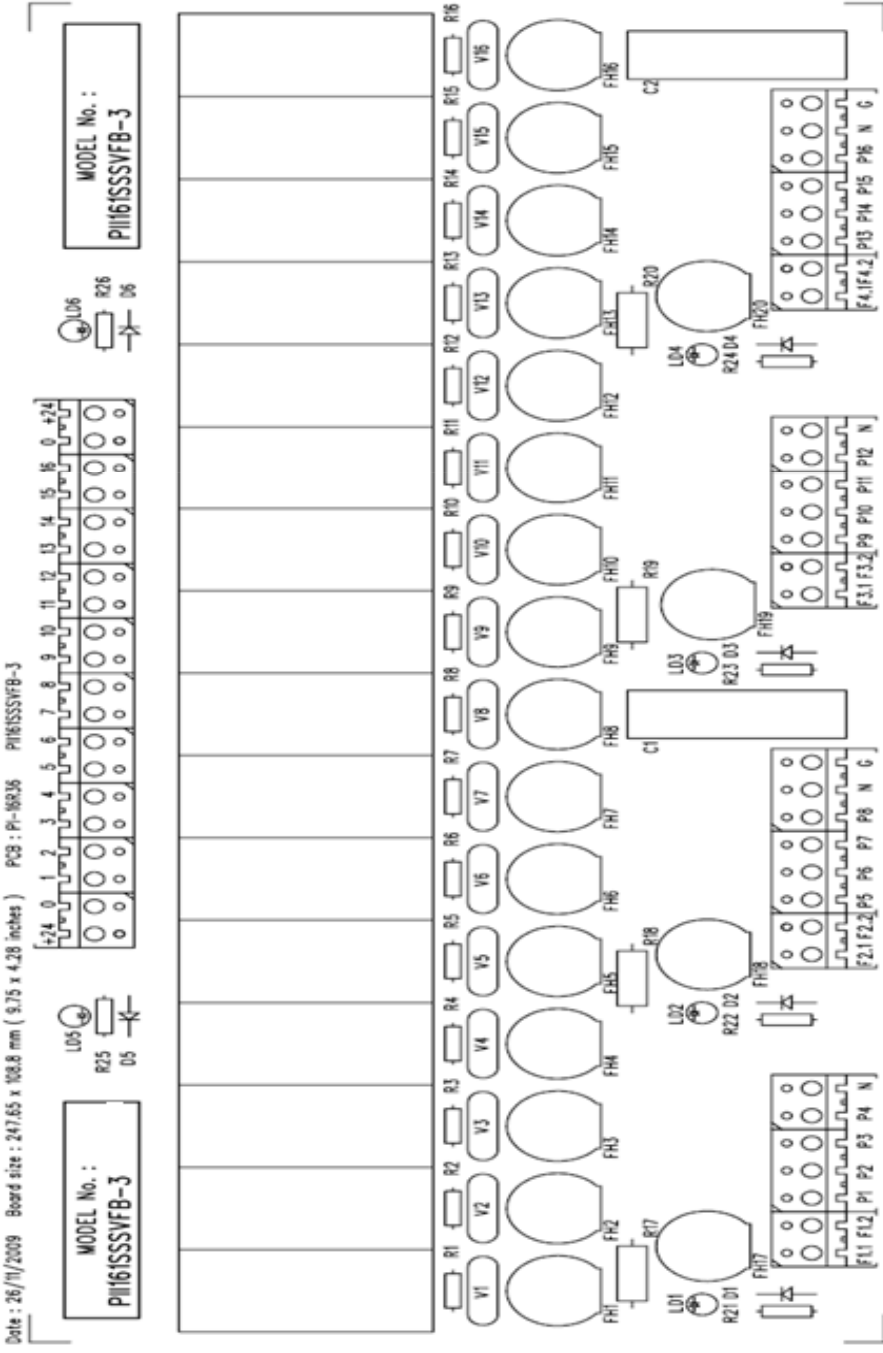
The Solid State Input Relays are directly soldered on the PCB and have built in red coloured LED to indicate the presence of input coil supply.

<b>Contents</b>	<b>Page</b>
PCB Layout	<b>: 2</b>
Board Specification	<b>: 3</b>
Relay Specification	<b>: 4</b>
Circuit Diagram	<b>: 5</b>

**Project : BHUSHAN (NEW)**

**Series : PII161SSSVFB-3 24VDC**

**PCB Layout**



**Project : BHUSHAN (NEW )**

**Series : PII161SSSVFB-3 24VDC**

**Input Relay Module Specification**

Model	No. of Channel Supply	No. of field supply	No. of Logic supply	Field supply connection	Dimension L x W x D in mm	Field Fuse Rating	Logic Fuse Rating	Channel Fuse Rating
PII161SSSVFB-3 24VDC	16	4	4	-	254 x 70 x 125	1 A Fast Blow	-	500 mA Fast Blow

**Component Specifications / Other details**

- 1 Fuse Holders
  - PCB Mountable Vertical Fuse Holder (5x20 fuses)
- 2 Fuses
  - : 5 x 20 mm Fuses Glass Cartridge
  - Field Supply : 1 Amp Fast Blow
  - Channel Supply: 500 mA Fast Blow
- 3 Extrusion Make : Phoenix Contact
- 4 Terminal Blocks Make : Phoenix Contact
- 5 Logic Supply : 24 VDC  
Red LED Indicator present to indicate the presence of the Logic Supply.
- 6 Field Supply : 4 Nos : 24VDC  
RED LED - indicates fuse failure indication
- 7 Fuses are available for each channel

**Project : BHUSHAN (NEW)**



**Series : PII161SSSVFB-3 24VDC**

### Relay Specifications

1	Make	:	PARAMOUNT
2	Part No.	:	P1S-DIN-24VDC
<b>Input Parameters</b>			
3	Input Current	:	5 m Amps Max. @ 24 VDC
4	Maximum Input Voltage	:	30 V DC Max.
5	Switch ON Voltage Range	:	14 - 18VDC
6	Must Operating Voltage	:	18 VDC
7	Must Switch OFF Voltage	:	14 VDC
<b>Output Parameters</b>			
8	Max. Output Current	:	100 mA DC
9	Max. Output Voltage	:	32 VDC
10	Max. Leakage Current	:	100 micro Amps
11	Max. Voltage Drop	:	1.5 VDC
<b>Specifications</b>			
12	Isolation between Input / Output	:	4 KV / 1 Min.
13	Operate Time @ Rated Voltage	:	5 msecs Max.
14	Release Time @ Rated Voltage	:	6 msecs Max.
15	Working Temperature Max.	:	60° C
16	Storage Temperature	:	- 40° C to + 85° C
17	Weight	:	28 grms Max.
18	Dimension ( L x W x H)	:	28.9 x 13 x 36.1 mm

### Relay Features

1	Industrial 4.75mm Faston terminals
2	Marking Lable (to indicate relay number etc...)

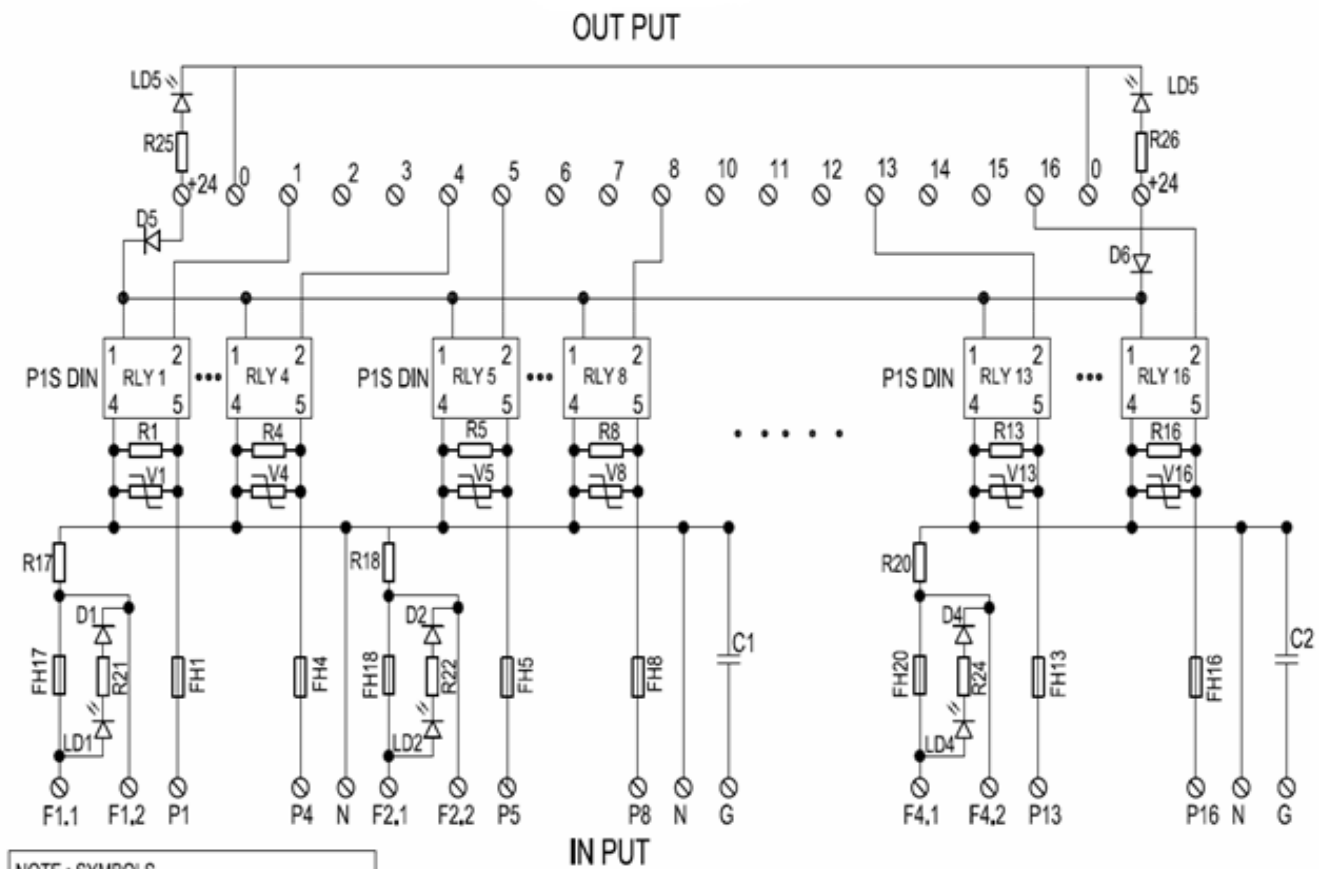
### Socket Specifications

1	Make	:	PARAMOUNT
2	Part No.	:	S1P
3	Nominal Load	:	10 Amps @ 250VAC
4	Maximum Switching Voltage	:	400 volts
5	Di-Electric Strength	:	5 KV
6	Terminals	:	Hard Brass Tin Plated
7	Retainer clip	:	Integrated hold down type
8	Dimensions (length x breadth x height)	:	31.0 x 14.8 x 5.20 + 13.4mm (pin+body height)
9	Touch protected	:	Yes
10	Weight	:	8 grms

**Project : BHUSHAN (NEW)**

**Series : PII161SSSVFB-3 24VDC**

**CIRCUIT DIAGRAM**



NOTE : SYMBOLS

	FUSE		RESISTOR
	DIODE		SCREW CONNECTION
	LED		CAPACITOR
	VARISTOR		